

---

**CAREER SERVICES**  
**University of Pennsylvania**  
**School of Nursing Career Plans Survey, 2003-2004**

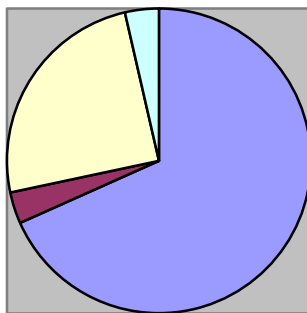
---

Undergraduate Students

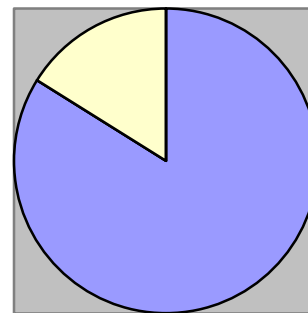
Of the 112 students who received a B.S.N. degree during the 2003-2004 academic year, 28 of them reported their post-graduation plans. This represents a 25% rate of return.

**PURSUIITS**

<u>Plan</u>	<u>Number</u>	<u>2003-2004%</u>	<u>2002-2003%</u>
Full-time employment	19	65.5	84
Part-time employment only	1	3.4	0
Full-time graduate school	7	24.1	16
Seeking employment	1	3.4	0



2003 – 2004



2002-2003

**EMPLOYED RESPONDENTS**

**Employers of B.S.N. Graduates (Full-time only):**

<u>Number of students hired</u>	<u>Hospital/Facility Name</u>
6	Children's Hospital of Philadelphia
6	Hospital of the University of Pennsylvania
2	Mt. Sinai Medical Center

2	NYU Medical Center
1	Abington Memorial Hospital
1	Eastern Maine Medical Center
1	Georgetown University Medical Center
1	Massachusetts General Hospital
1	New York-Presbyterian Hospital
1	United States Army – Medical Command
1	UCLA Medical Center
1	University of Michigan Health Center
1	University of Pennsylvania Student Health

**Geographic Distribution of Full-time Jobs:**

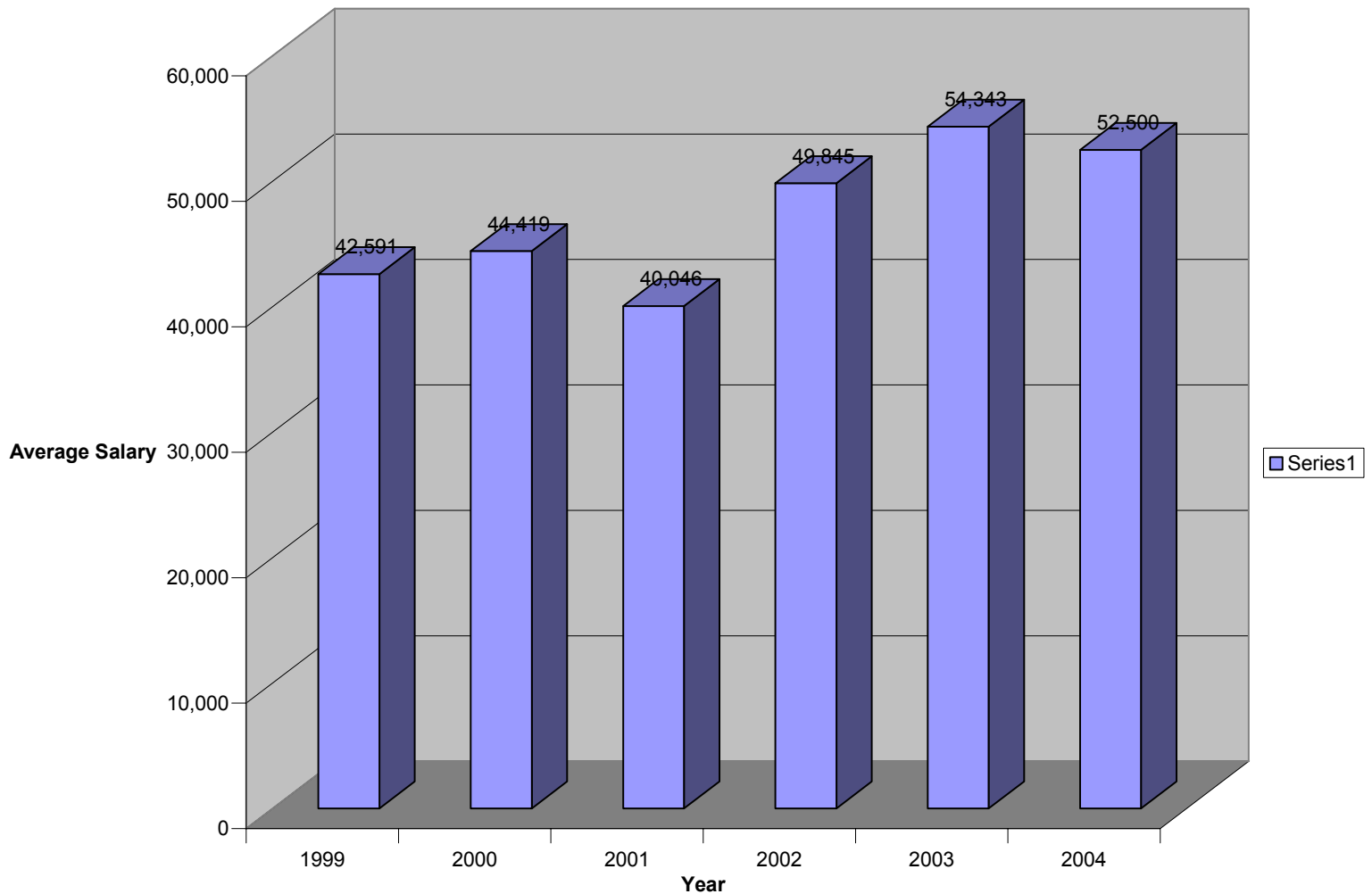
<u>Area</u>	<u>Number</u>	<u>2003-2004%</u>
United States		
Northeast	15	78.9
Mid-Atlantic	1	5.3
Southeast	0	0
Midwest	1	5.3
West	2	10.5
Southwest	0	0
Overseas	0	0

Within the United States, most respondents took full-time jobs in Pennsylvania (8) or New York (5). Respondents also took jobs in Massachusetts (2); California (1); the District of Columbia (1); Michigan (1); and Hawaii (1).

## SALARY INFORMATION

Among the 19 B.S.N. respondents who gained full-time employment, salaries ranged from \$36,000 to \$69,000, with an average of \$52,500. This represents a slight 3.4% decrease from the average salary of \$54,343 reported in the 2002-2003 survey. Nevertheless, nursing graduates continue to command a salary that is among the highest of all the undergraduate majors at Penn.

Since many nursing graduates chose to work in Pennsylvania, the salaries there deserve special note. The salaries reported in Pennsylvania ranged from \$45,000 to \$54,000, with an average of \$50,510. This is an 11% increase from the average Pennsylvania salary of \$45,475 described on the 2002-2003 survey.

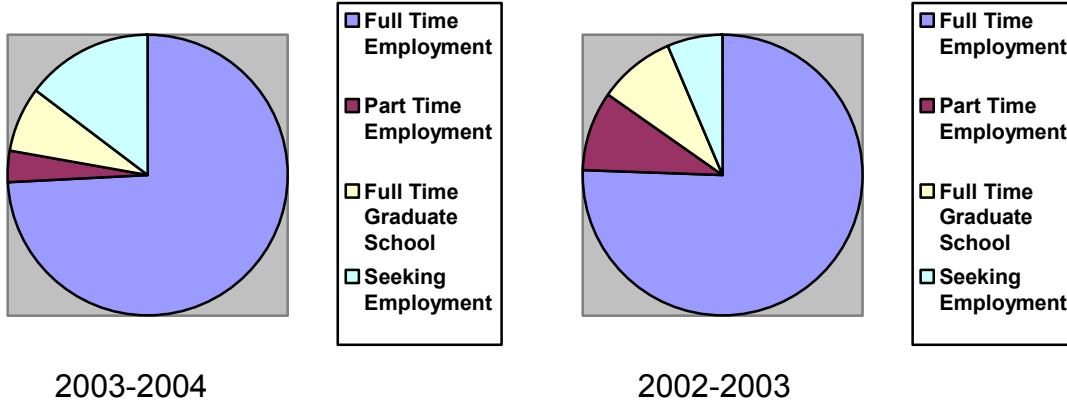


**MSN Graduates**

Of the 122 students who earned an MSN degree in 2003-04, 27 responded to the Career Plans Survey—a 22% rate of return.

**PURSUIITS**

<u>Plan</u>	<u>Number</u>	<u>2003-2004%</u>	<u>2002-2003%</u>
Full-time employment	20	74.1	84
Part-time employment	1	3.7	10
Full-time graduate school	2	7.4	10
Seeking employment	4	14.8	7



**EMPLOYED RESPONDENTS**

**Employers of MSN graduates (full-time only):**

<u>Number of students hired</u>	<u>Employer</u>
7	Hospital of the University of Pennsylvania
2	Children’s Surgical Associates
2	Planned Parenthood of Southeastern Pennsylvania
1	A. I. DuPont Hospital
1	Abington Memorial Hospital
1	

## SALARY INFORMATION

Among the 19 M.S.N. respondents who gained full-time employment, 16 offered salary information. Salaries ranged from \$45,000 to \$85,000, with an average of \$65,425. In Pennsylvania, where a majority of these respondents (12 of 19) found employment, the average reported salary was \$64,850.

Average Salaries by Area of Concentration:

Program	Surveys	Average
Adult Acute Care Nurse Practitioner	3	\$68,167
Adult/Gerontology Nurse Practitioner	2	\$67,000
Adult Health Nurse Practitioner	1	
Adult Oncology Nurse Practitioner	1	
Family Health Nurse Practitioner	1	
Neonatal Nurse Practitioner	1	
Pediatric Acute Nurse Practitioner	2	\$57,500
Pediatric Nurse Practitioner	1	
Women's Health Care NP	2	\$57,500
Nursing and Health Care Admin	1	
Clinical Nurse Specialist	1	

*Andrew S. Coopersmith, Ph.D.  
Associate Director  
Career Services  
University of Pennsylvania*

*J. Michael DeAngelis  
Graduate Group Assistant  
Career Services  
University of Pennsylvania*