

Career Plans Survey Class of 2017

Final Report
February 7, 2018

Prepared by
J. Michael DeAngelis, Information Resources Manager
Nayeon Lee, MBA '18, Graduate Assistant

CAREER PLANS SURVEY 2017

Average Salary*: \$67,893

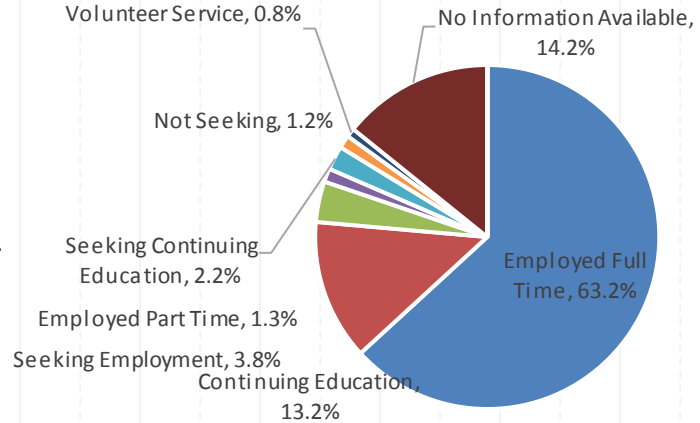
Based on 1,115 reported full-time salaries.

Average Sign On Bonus*: \$8,500

Based on 746 reported sign-on bonuses.

Expected Average Annual Bonus*: \$14,087

Based on 761 reported expected annual bonuses.



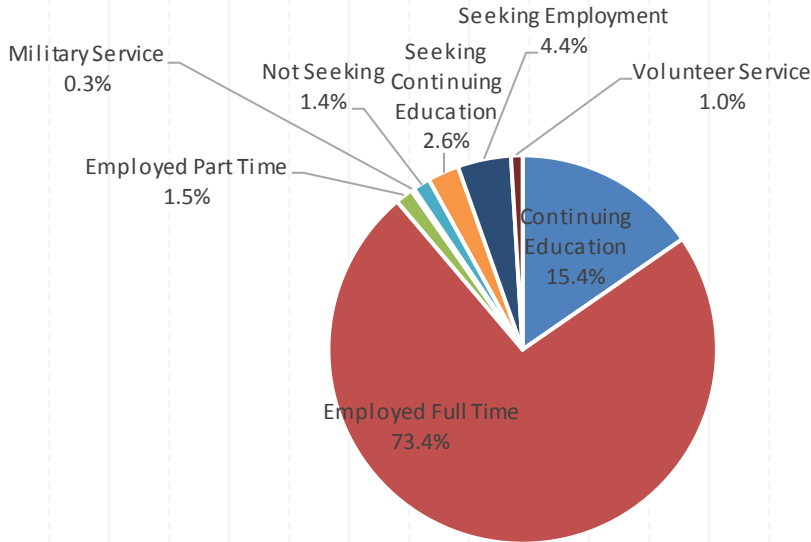
As of February 7, 2018

Career Plans Survey Report - Aug '16, Dec '16, May '17 Graduates

Based on 2,534 undergraduate degree recipients from the Class of 2017.

**Salary and bonus statistics only representative of respondents who reported full-time employment (including: Entrepreneur, Freelance, Temp/Contract Work, Postgraduate Internship/Fellowship and All Other).*

CAREER PLANS SURVEY 2017

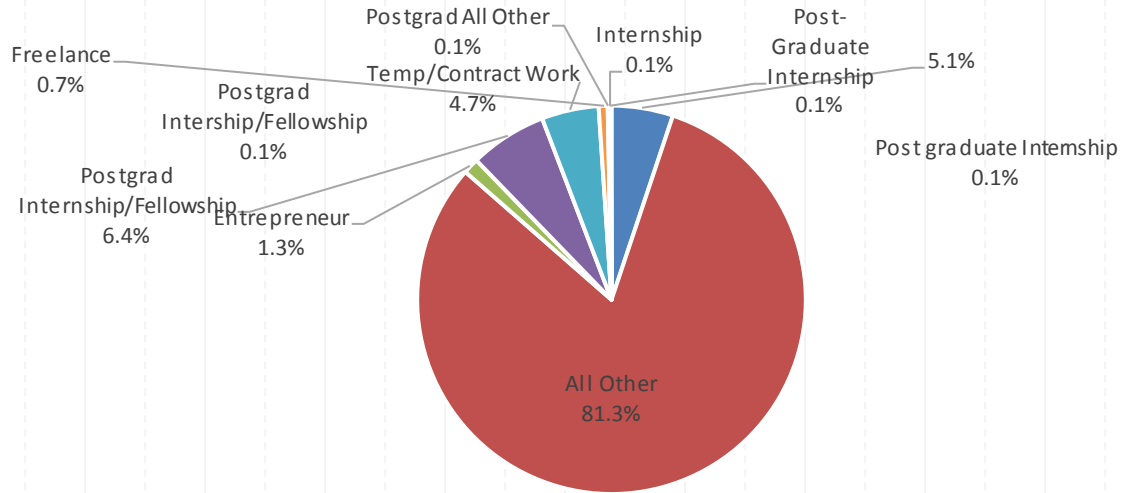


As of February 7, 2018

Career Plans Survey Report - Aug '16, Dec '16, May '17 Graduates

Based on a total of 2,180 individuals from the Class of 2017, representing a total knowledge rate of 86.0%.

CAREER PLANS SURVEY 2017



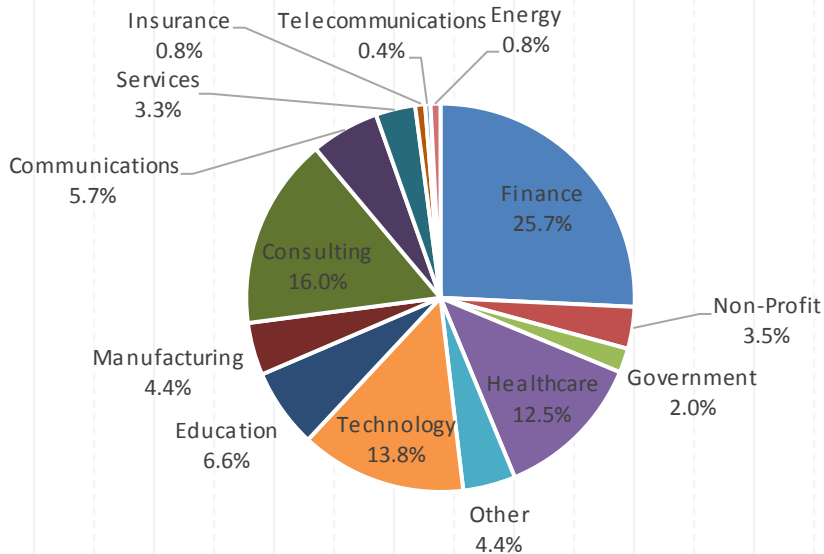
As of February 7, 2018

Full Time Employment Sub-Categories - Aug '16, Dec '16, May '17 Graduates

Based on 1,601 respondents reporting their full-time employment career plans.



CAREER PLANS SURVEY 2017



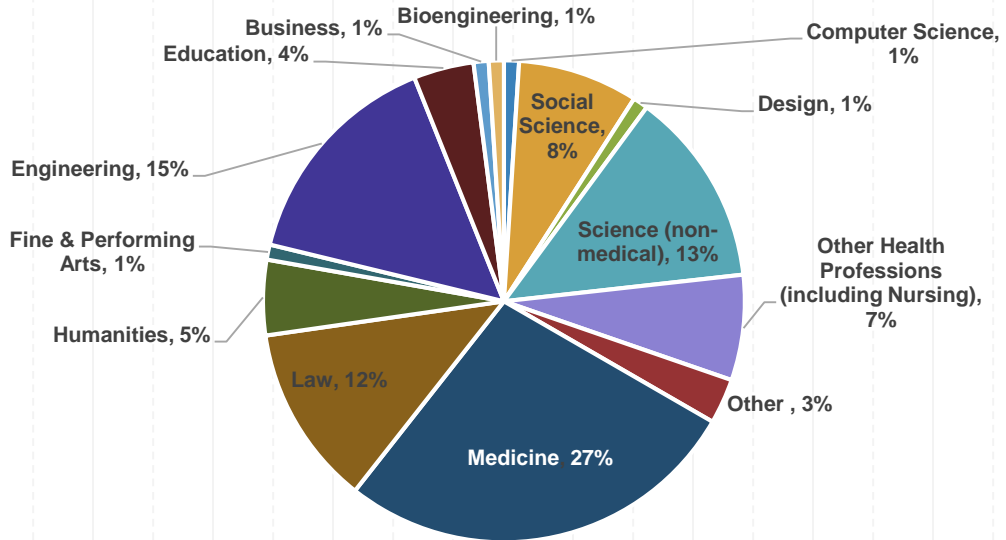
As of February 7, 2018

Full Time Employment by Industry - Aug '16, Dec '16, May '17 Graduates

Based on 1,577 full-time employed respondents reporting their industry.



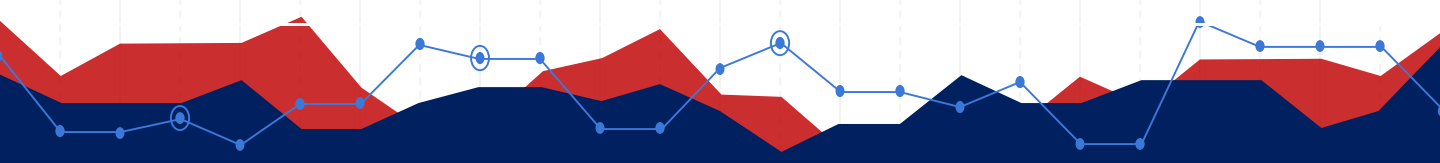
CAREER PLANS SURVEY 2017



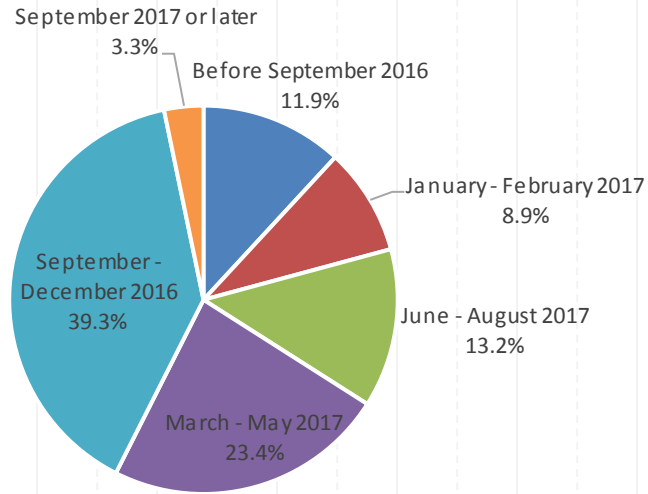
As of February 7, 2018

Graduate School Programs by Field - Aug '16, Dec '16, May '17 Graduates

Based on 288 respondents reporting their graduate school field of study.



CAREER PLANS SURVEY 2017

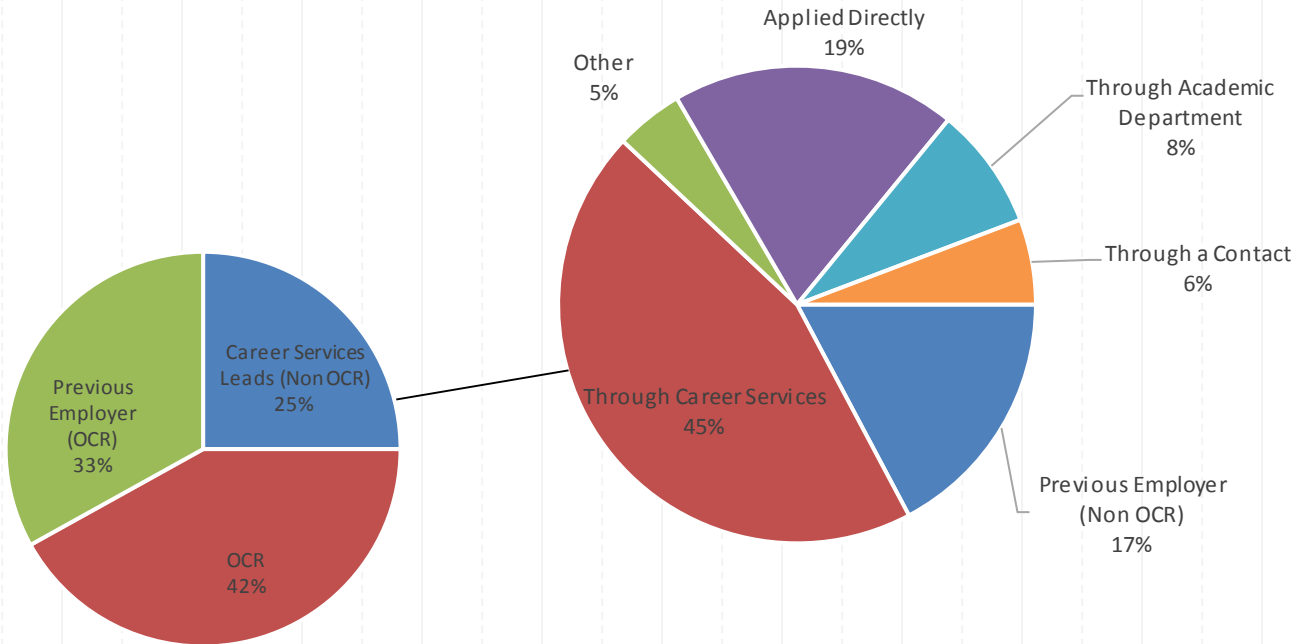


As of February 7, 2018

When Did You Accept Your Job Offer? - Aug '16, Dec '16, May '17 Graduates

Based on 1,255 full-time respondents reporting when they accepted their position.


CAREER PLANS SURVEY 2017



As of February 7, 2018

How Did You Get Your Job? - Aug '16, Dec '16, May '17 Graduates

Based on 1,108 full-time employed respondents reporting how they found their job.



CAREER PLANS SURVEY 2017 TOP EMPLOYERS

As of February 7, 2018

Company	# Hired
University of Pennsylvania Health System	58
Children's Hospital of Philadelphia	38
University of Pennsylvania	31
Google	26
Goldman Sachs	26
IBM	21
Capital One	21
McKinsey & Company	20
Bain & Company	19
Boston Consulting Group	19
Accenture	18
Amazon	18
Morgan Stanley	18
Microsoft	17
Facebook	16
Bank of America Merrill Lynch	16
Credit Suisse	15
Teach For America	14
Deloitte	12
PJT Partners	9
Lazard	9
RBC Capital Markets	8

CAREER PLANS SURVEY 2017 TOP GRAD SCHOOLS

As of February 7, 2018

School	# Attending
University of Pennsylvania	113
New York University	12
Harvard University	12
Columbia University	8
Stanford University	7
Georgetown University	7
Duke University	6
Johns Hopkins University	6
Temple University	5
Massachusetts Institute of Technology	5
London School of Economics	5
University of Southern California	3
Yale University	3
University of Washington	3
University of Oxford	3
Emory University	3
Princeton University	3
Cornell University	2