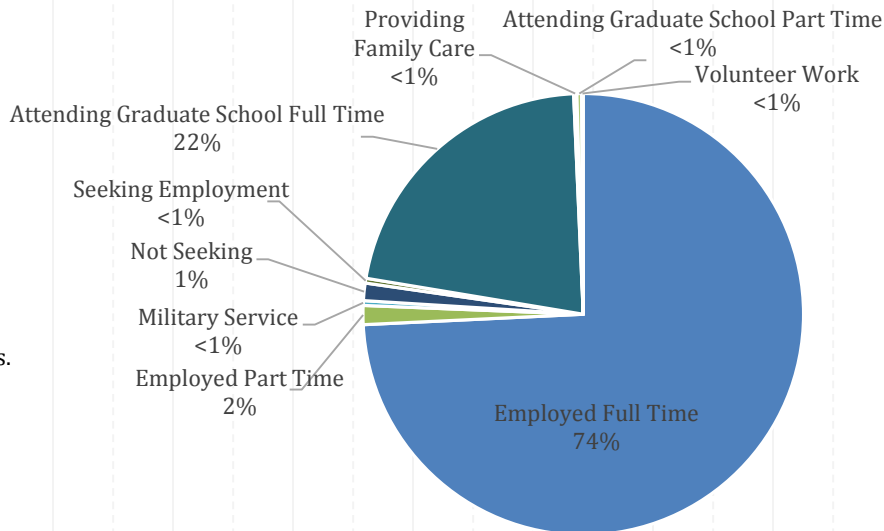


2016 Alumni Survey

5 Year Alums

Final Report
August 5, 2016

PRIMARY PURSUIT – 5 YEAR ALUMS



As of August 5, 2016

Average Salary*: \$94,712

Based on 566 reported full-time salaries.

Average Bonus*: \$39,720

Based on 296 reported bonuses.

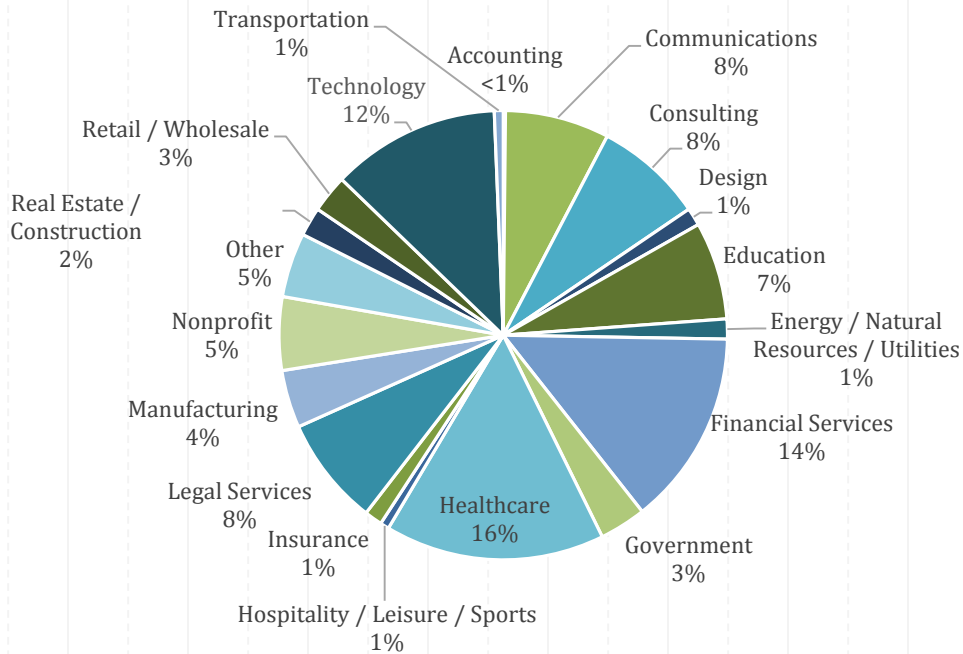
Alumni Survey Report - Graduates from Dec 2009 and Aug 2011

Based on 862 undergraduate degree recipients reporting their current primary career pursuit.

**Salary and bonus statistics only representative of respondents who reported full-time employment (including: Entrepreneur, Freelance, Temp/Contract Work, and all Other).*



CURRENT INDUSTRY – 5 YEAR ALUMS



As of August 5, 2016

Alumni Survey Report - Graduates from Dec 2009 and Aug 2011

Based on 625 undergraduate degree recipients reporting their current industry.



TOP JOB FUNCTIONS – 5 YEAR ALUMS

As of August 5, 2016

Job Function	# Hired
Law: Attorney	53
Consulting: Management / Strategy	37
Health Care: Physician	31
Finance: Private Equity	24
Nursing: Nurse Practitioner	19
Education: Teaching	18
Management / Administration: Operations	18
Marketing: Product / Brand Management	17
Nursing: Staff Nurse	14
Consulting: Other Consulting	13
Information Technology: Software Developer / Engineer	12
Finance: Financial Planning & Analysis (non-banking)	12
Communications: Advertising / Acct. Mgmt. / Media Planning	12
Communications: Journalism / Other Writing	12
Management / Administration: General Management	11
Finance: Investment Banking	11
Data Science: Analyst	11
Finance: Investment Management/Counsel	10
Marketing: New Business Development	8
Information Technology: Program Manager	8

ADDITIONAL EMPLOYMENT INFORMATION – 5 YEAR ALUMS

2.3

Average number of employers since entering the workforce


2.0 years

Average duration spent working for current employer

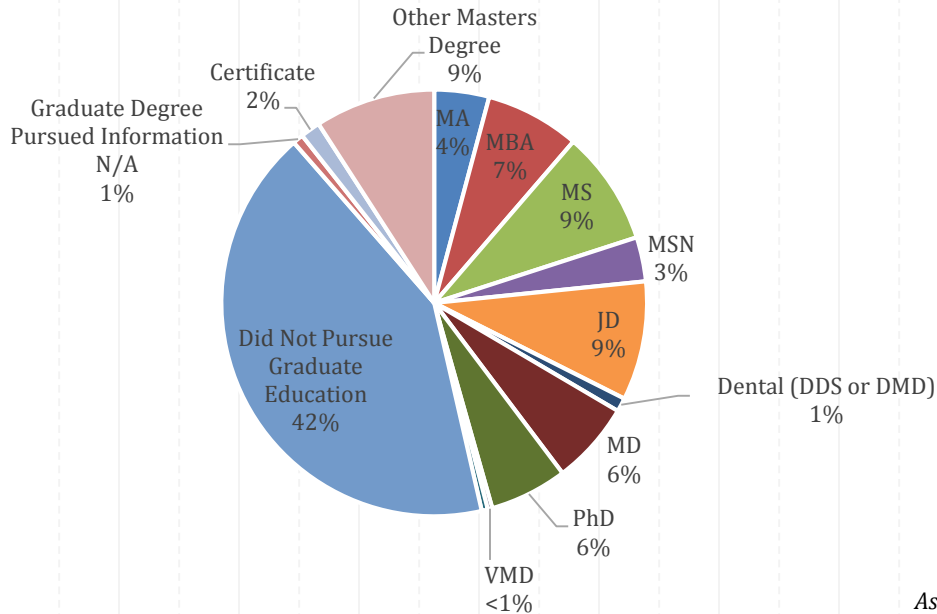
15.05 %

Percentage of full time employed Alumni who took time off since entering workforce

As of August 5, 2016



FIRST GRADUATE DEGREE – 5 YEAR ALUMS



Alumni Survey Report - Graduates from Dec 2009 and Aug 2011

Based on 864 undergraduate degree recipients reporting their graduate degree pursuits.